


# 富士ヒルライドツアー

## Fuji Hill Ride Tour 2026

### Participant Guide



# Mt.富士 ヒルクライム

Date

# 2026.6.5 FRI

The event  
will be held  
regardless  
of rain.

Time

## 10:00 START

Venue

## Fuji-san Parking

5597-84 Kenmaruo, Kamiyoshida, Fujiyoshida City,  
Yamanashi Prefecture 403-0005

## Thank you for joining the Fuji Hill Ride Tour!

#### Organizer

Mt. Fuji Hill Climb Organizing Committee  
(Yamanashi Cycling Federation, Yamanashi Cycling Association,  
Fujiyoshida City Athletics Association, The Yamanashi Nichinichi  
Shimbun, Yamanashi Broadcasting System, R-bies Sports Foundation)

#### Riding Method

Participants will ride in groups of approximately seven people.  
Groups will start at 5-minute intervals to avoid congestion and  
ensure safe riding. Please follow the instructions of the guide  
riders and obey all traffic rules while riding.

#### Official Event Website

<https://www.fujihc.jp/>

If the event is canceled due to bad weather or  
other reasons on the day of the event, an  
announcement will be posted in the "News" section  
of the official website.



#### Event Category

Fuji Hill Ride Tour (approx. 43 km)  
No time measurement

#### Important Notes

**Helmets and gloves must be worn at all times.** As this event  
takes place on public roads, please obey all traffic laws and  
regulations. If you feel unwell, do not push yourself and  
please inform a nearby staff member. The schedule may be  
changed due to weather or other conditions.

#### Inquiries Regarding the Event

Mt. Fuji Hill Climb Event Secretariat

TEL

**070-1051-1524** (Available only on June 4 and June 5)

MAIL

**funride-event@runners.co.jp**

## Fuji Hill Climb Event Schedule

### For Participants Who Applied for Plan A

Friday, June 5, 2026	
8:30	Fuji-san Parking opens
9:00	Fuji Hill Ride Tour registration opens
10:00	Fuji Hill Ride Tour starts
14:00	Fuji Hill Ride Tour finishes / participants dismissed sequentially
Saturday, June 6, 2026	
9:00	Parking opens / Cycle Expo starts
10:00	Registration opens / Pre-event baggage drop-off starts (Participants who applied for Plan A are required to complete registration.)
18:00	Cycle Expo ends
18:00	Registration and pre-event baggage drop-off close
Sunday, June 7, 2026	
3:00	Fuji Subaru Line traffic restrictions begin
4:00	Parking opens
6:00	Rider line-up begins
6:15	Opening ceremony / Start ceremony / Traffic restrictions around Fuji Hokuroku Park begin
6:30	1st Start (Men's Organizer Selection Class)
6:32	2nd Start (Women's Organizer Selection Class)
6:40 ~ 7:10	3rd Start Free-start system every 30 minutes thereafter (1,600 riders divided into 8 groups of 200 riders, starting every 3 minutes)
7:10 ~ 7:40	4th Start
7:40 ~ 8:10	5th Start
8:10 ~ 8:40	6th Start
8:40 ~ 9:10	7th Start
10:45	Award ceremony and raffle (scheduled)
11:00	1st checkpoint closes (10.5 km point / 1 hour 50 minutes after final start)
11:20	2nd checkpoint closes (17.2 km point / 2 hours 10 minutes after final start)
12:00	12:00 Finish line closes (24 km point / 2 hours 50 minutes after final start)
13:45	Fuji Subaru Line traffic restrictions lifted

### For Participants Who Applied for Plan B

Friday, June 5, 2026	
8:30	Fuji-san Parking opens
9:00	Fuji Hill Ride Tour registration opens
10:00	Fuji Hill Ride Tour starts
14:00	Fuji Hill Ride Tour finishes / participants dismissed sequentially
Saturday, June 6, 2026	
9:00	Parking opens / Cycle Expo starts
18:00	Cycle Expo ends
Sunday, June 7, 2026	
5:45	Meet at Fuji-san Parking
6:00	Support bus departs from Fuji-san Parking
7:15	Estimated arrival at Mt. Fuji 5th Station
13:00	Support bus departs from Mt. Fuji 5th Station
14:00	Estimated arrival at Fuji-san Parking

## Event Day Schedule

Time	Distance	Details
8:30		Parking opens
9:00	0km	Registration starts
9:45	0km	Briefing
10:00	0km	1st group starts (6 groups / 5-minute intervals)
10:30	0km	Final group starts
10:30	10km	Bicycle monument photo stop (approx. 5 min)
11:10	17km	Restroom break near Yamanakako Theater Hibiki (approx. 5 min)
11:30	22km	Photo stop at Yamanakako Myojinyama Panorama-dai (approx. 5 min)
11:35	22km	Ride resumes
11:50	26km	Light meal break at Yamanakako Communication Plaza Kirara / Village Future Creation Monument photo stop (approx. 50 min)
12:40	26km	Ride resumes
13:00	30km	Yamanakako stone monument photo stop (approx. 5 min)
13:40	43km	Estimated finish
14:20	43km	Estimated final finish


**Cycling Start!**

**Group Photo!**

**Lunch Break!**

**Finish!**

Participation prizes will be handed out!



## Rider Registration

Date: Friday, June 5

Time: 9:00-9:40

Location: Fuji-san Parking

Please present your name and date of birth at the registration desk. You will receive your race bib number and helmet sticker. Please make sure to wear them.



Please attach the sticker to the front of your helmet so that the number is clearly visible.



Please attach your race bib to the center area of your lower back using safety pins to secure all four corners. If you are wearing a cycling jersey, the area around the back pockets is recommended.

## Baggage Check

Time: 9:00-14:30

Location: Fuji-san Parking

A baggage check area will be available next to the registration area inside Fuji-san Parking. Please attach the baggage tag with your race bib number written on it to your luggage before handing it over at the counter. Your baggage will be returned after confirming your race bib number, so please be sure to bring your race bib with you.

## Parking Information

Please park within Fuji-san Parking.

Please note that parking is available for participants only.

Parking permits will be sent in advance by email. Please print and bring your permit with you.

## Start Procedure

Starting from 10:00, groups of 6 to 7 participants will start every 5 minutes. Participants have been assigned in advance to Groups A-F. Please check the group indicated on your race bib. A ride marshal will lead each group. If you are late, you will not be allowed to start after the final group (Group F) has departed.

## Venue map



## About the Course

The Fuji Hill Ride Tour is a cycling tour of approximately 43 km that starts and finishes at Fuji-san Parking, taking riders around the Yamanakako area.

Participants can enjoy a relaxing ride together while visiting scenic spots with breathtaking views of Mt. Fuji and photo-worthy monuments along the route.

The course includes beautiful viewpoints such as "Yamanakako Myojinyama Panorama-dai," as well as light meal and rest stops, making it suitable and enjoyable even for beginners.

To ensure safety, riders will travel in groups with staggered starts at 5-minute intervals in a guided touring format.

Enjoy a special cycling experience while taking in the nature and spectacular scenery unique to the foothills of Mt. Fuji.

You can check the course details below.

<https://ridewithgps.com/routes/54662442>



If You Get Lost...

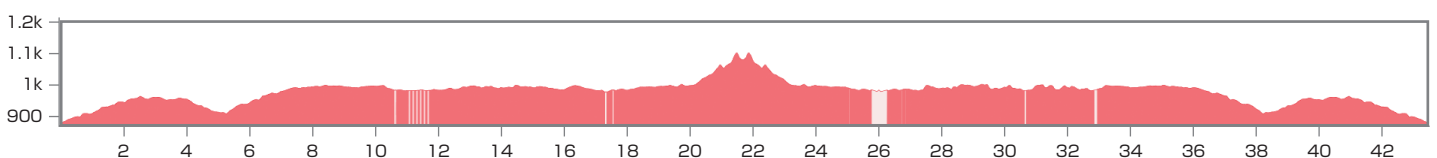
Please call the inquiry support number:

**"070-1051-1524"**

## Course Map



## Course elevation profile



## Yamanakako Communication Plaza Kirara

Meals (keema curry) will be served at the “Hiroba (open lawn area)” inside Kirara. Food will be provided to participants in the order of arrival at Kirara from 11:50 onward. Please enjoy your meal.

*The image below is for illustration purposes only.*



## Withdrawal (Retirement from the Event)

If you need to withdraw from the event due to any trouble during the ride, please inform a guide on the course.

If no guide is nearby, please call the event emergency contact number (Event Headquarters mobile: 070-1051-1524) directly.

In case of withdrawal, you will be transported back to the event venue (Fuji-san Parking) by a support vehicle.

## Important Riding Notes

- This event takes place on public roads with no traffic restrictions. It is not a timed race.  
Please obey traffic rules such as stops and signals, ride on the left side of the road, and do not ride side-by-side or cut in.
- Always follow the instructions of ride marshals.
- **Wearing a helmet and gloves is mandatory** for all participants. When overtaking, please call out to others and cooperate to ensure safe riding.
- When riding through right-hand curves, always assume oncoming traffic may be present and avoid riding too close to the center line.
- No bicycle inspection will be conducted. Please ensure your bicycle is in proper condition before participating.
- If staff determine that a rider is behaving dangerously, they may stop the rider from continuing.
- The organizers are not responsible for any damage or theft of bicycles, helmets, or clothing.
- Although every effort is made to ensure safety during event operations, we strongly recommend that participants purchase insurance in preparation for accidents, illness, or injury.  
We kindly ask you to obtain your own travel insurance before departure to cover medical expenses and rescue/repatriation costs in case of emergencies.  
We appreciate your understanding and cooperation.